


OSICS SWT

OPTICAL SWITCHES AND SHUTTERS

- The ideal optical switches and shutters for automating test setups in lab and manufacturing



KEY FEATURES

- Low insertion- and polarization-dependent loss
- High repeatability
- High optical isolation
- Low back reflection
- Broad spectral range
- Switch time lower than 30 ms
- Single slot module

OSICS SWT is a full suite of fiber optic switch and shutter modules based on optical prism technology. These modules are ideal for automating test setups and reducing measurement uncertainties due to optical connections in a laboratory or manufacturing environment.

- › The shutter models come in a 1x1 or a 2x (1x1) configuration.
- › The switch models consist of a 1x2, a 1x4 and a 2x2 configuration.

All OSICS SWT modules are bi-directional—that is, the 1x4 switch module can operate in the following configurations:

Common configuration: Allows you to direct a laser signal from the common input to either output channels

Reverse configuration: Allows you to steer one of the input channels through the common output channel

ADDITIONAL FEATURES

Sequential switching

This feature lets you activate each channel successively according to a preconfigured schedule.




Figure 1. SWT in a full-band laser setup

TECHNICAL SPECIFICATIONS

	OSICS SWT	
	SMF ^a	PMF
Available configurations	1x1 shutter 2x(1x1) shutter 1x2 switch 1x4 switch 2x2 switch	
Spectral range (nm)	SMF: 1260–1630	PM15: 1480–1630 PM13: 1240–1510
Insertion loss (dB) ^{b, c}	≤ 1	≤ 1.5
Polarization-dependent loss (dB) ^{b, c}	< 0.1	N/A
Polarization extinction ratio (dB) ^{b, c}	N/A	≥ 20
Repeatability (dB) ^c	≤ 0.005	≤ 0.01
Return loss (dB) ^b	> 55	
Crosstalk (dB) ^c	≥ 55	
On/Off ratio (shutter models only)	1x1 shutter: ≥ 80 dB 2x (1x1) shutter: ≥ 65 dB	
Switching time	< 30 ms	
Connector type ^d (module front panel)	FC/APC narrow key	
Input/Output fiber type	SMF-28 fiber	PM15 or PM13
Synchronization ^e (mainframe: BNC connector)	OUT 2: 50 ms TTL pulses	
Power monitoring	No	
Dimensions (H x W x D)	128 mm x 35 mm x 230 mm (5 in x 1.4 in x 9 in)	
Weight	1 kg (2.21 lb)	
Temperature range	15 °C to 35 °C (59 °F to 95 °F)	

a. Specifications apply for wavelengths not equal to any water absorption line.

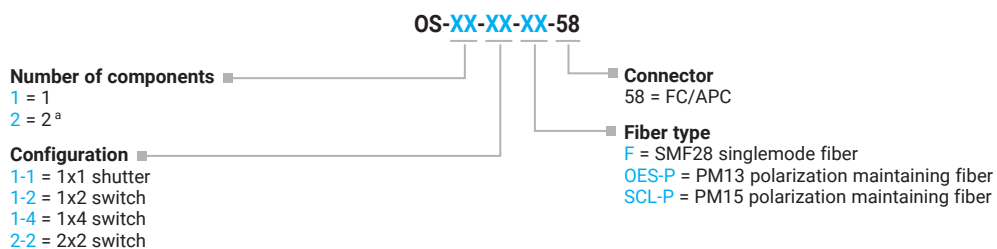
b. Typical values including connectors.

c. On the whole wavelength range.

d. For PMF, slow axis is aligned to the connector key.

e. See OSICS mainframe specifications sheet for details on OSICS common specifications and interfaces on the rear panel.

ORDERING INFORMATION



Example: OS-SW-1-1-4-F-58

a. Only available for SW type in 1-1 configuration.

EXFO headquarters T +1 418 683-0211 Toll-free +1 800 663-3936 (USA and Canada)

EXFO serves over 2000 customers in more than 100 countries. To find your local office contact details, please go to www.EXFO.com/contact.

For the most recent patent marking information, please visit www.EXFO.com/patent. EXFO is certified ISO 9001 and attests to the quality of these products. EXFO has made every effort to ensure that the information contained in this specification sheet is accurate. However, we accept no responsibility for any errors or omissions, and we reserve the right to modify design, characteristics and products at any time without obligation. Units of measurement in this document conform to SI standards and practices. In addition, all of EXFO's manufactured products are compliant with the European Union's WEEE directive. For more information, please visit www.EXFO.com/recycle. **Contact EXFO for prices and availability or to obtain the phone number of your local EXFO distributor.**

For the most recent version of this spec sheet, please go to www.EXFO.com/specs.

In case of discrepancy, the web version takes precedence over any printed literature.